

Performance data¹

Innovating for a safe internet

Innovation

	2021	2020
Percentage of revenue generated from innovation ²	41.6%	Not reported
Number of new product families introductions	8	6
R&D investment ³ (\$ in millions)	424.2	341.4

1 - Data refers to fiscal year unless otherwise indicated. Fortinet's fiscal year runs from January 1st- December 31st. Data refers to global operations unless stated otherwise in the footnotes.

2 - Revenue resulting from products that include firmware versions introduced in the last two years.

3 - GAAP research and development expense.

Respecting the environment

Product environmental impacts

% Improvement in power efficiency per throughput for top 5 products sold ⁴	2019-2021
FortiGate-40F	88%
FortiGate-60F	73%
FortiGate-80F	75%
FortiGate-100F	50%
FortiGate-200F	20%
Average	61%

Environmental management and climate change impacts

	2021	2020	2019
Scope 1 (mtCO ₂ e) ⁶	1,269.4	1,016.1	1,159.3
Scope 2 (mtCO ₂ e) ⁶	3,496.8	2,795	3,284.4
GHG emission intensity	1.43E-06	1.47E-06	2.05E-06
Reduction of GHG emissions	3%	28% ⁷	Not reported
Energy consumption (GJ)	127,878	121,711	120,487
Energy intensity	3.83E-05	4.69E-05	5.57E-05
Reduction of energy consumption	18%	16% ⁷	Not reported

	2021	2020	2019
E-waste (in tonnes) ⁵	30.76	38.81	35.44

4 - This metric looks at improvements in maximum power consumption use in models (FortiGate E Series and FortiGate F Series) released in the past 2 years.

5 - Data represents e-waste from the largest warehouse in North America.

6 - Scope 1 and Scope 2 emissions are calculated for sites under Fortinet's operational control. Data presented here is from owned sites.

7 - Values result from the impacts of COVID-19 on operations and the continued growth in our business.

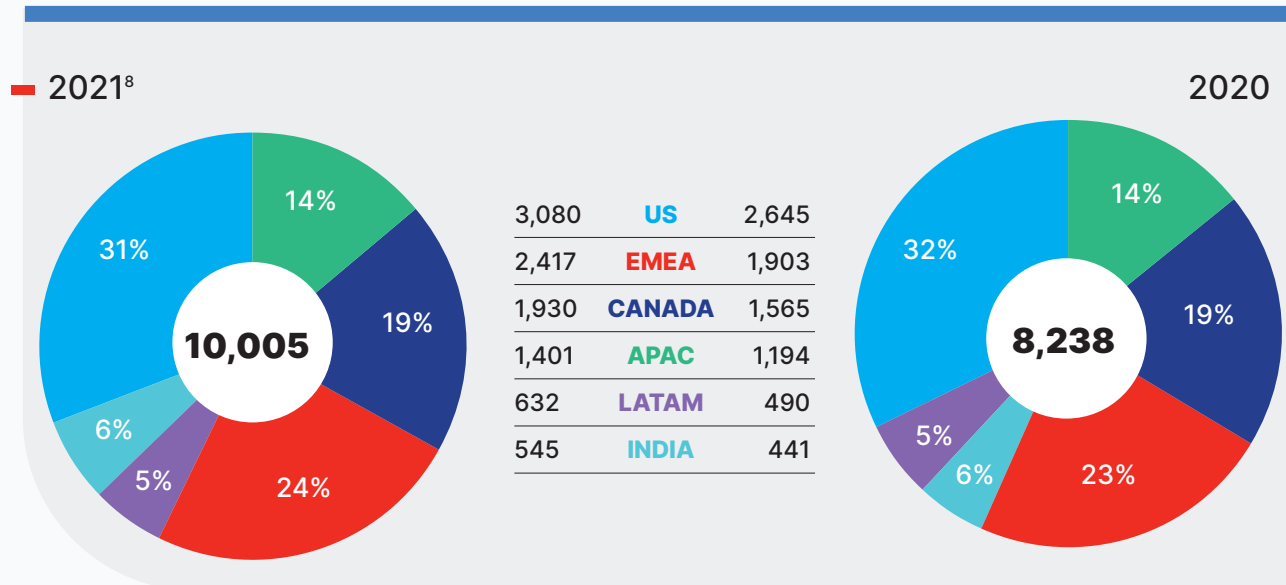
Growing an inclusive cybersecurity workforce

Diversity, equity and inclusion

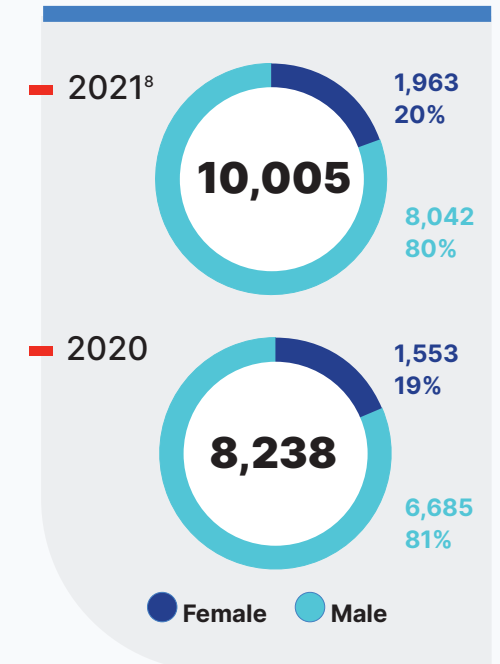
Percentage of individuals within organization's governance bodies by diversity categories

	2021			2020		
	Total	Female	Male	Total	Female	Male
Board of Directors	9	33%	67%	8	37%	63%

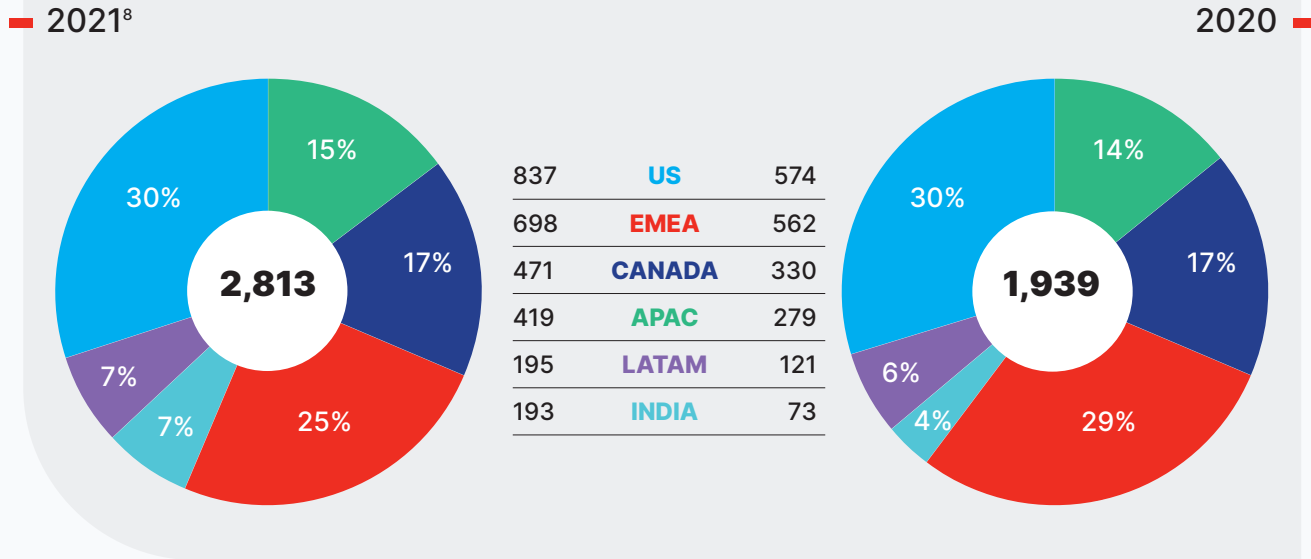
Total number and rate of permanent employees per region



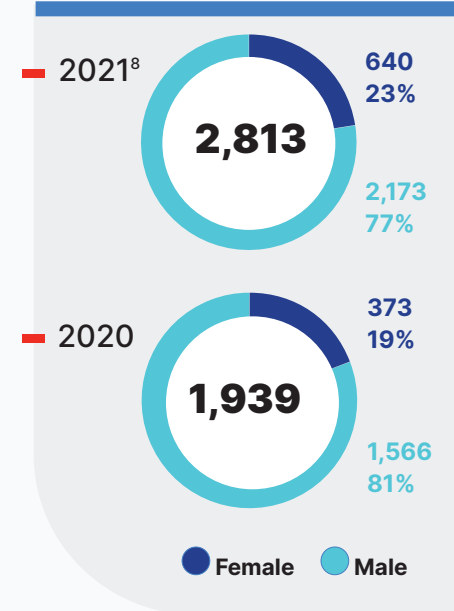
Total number and rate of permanent employees per gender



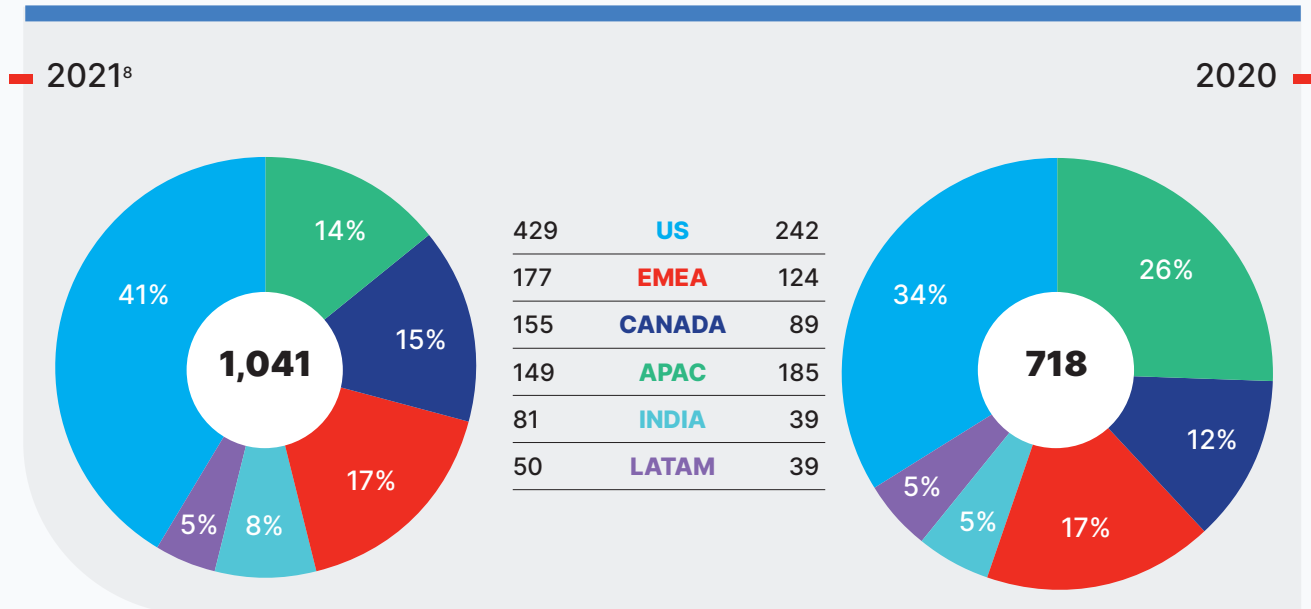
Total number and rate of new employee hires by region



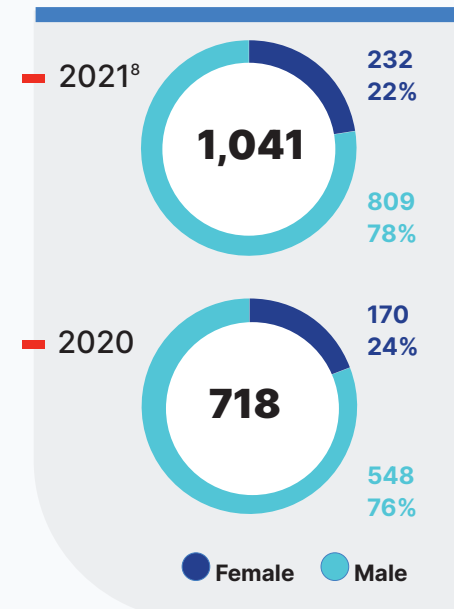
Total number and rate of new employee hires by gender



Total number and rate of employee turnover by region

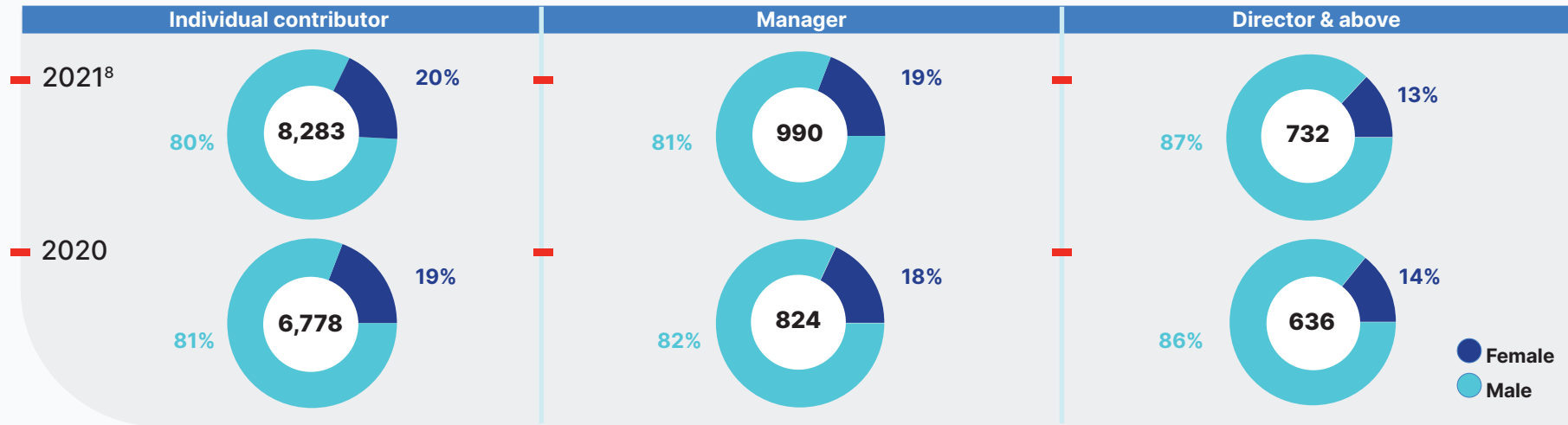


Total number and rate of employee turnover by gender



⁸ - Excluding Alaxala and Linksys employees (as of December 31, 2021).

Total number and rate of employees per employee category per diversity categories



EEO-1 Data (U.S. only) / Percentage of gender and racial/ethnic group representation for management, technical staff, and all other employees

Gender	2021				2020			
	Management	Technical Staff ⁹	Other	Total	Management	Technical Staff ⁹	Other	Total
Female	16%	18%	25%	21%	17%	18%	24%	21%
Male	84%	82%	75%	79%	83%	82%	76%	79%



8 - Excluding Alaxala and Linksys employees (as of December 31, 2021).

9 - Technical Staff is the EEO-1 Category/Job group of Professional/Technical Professional.

Cybersecurity skills gap

	2021	2020 ¹⁰	2019
■ Total individual people trained ¹¹	164,982	183,452	68,259
■ Certifications obtained from the learning platform	226,258	271,327	109,667

Promoting responsible business

Business ethics and responsible product use

	2021
■ % of employees who were communicated Fortinet's Code of Business Conduct and Ethics which refers to our Anti-Corruption policy and procedures	100%
■ % Completion of Fortinet's 2021 Infosec-Awareness Compliance training	87%
■ % of eligible employees who completed the quarterly sales compliance certification ¹²	100%
■ % Fortinet's new direct supplier that were screened using human rights criteria, FCPA, sanction lists, embargoed countries ¹³	100%
■ % of Fortinet sales transactions screened against U.S. embargoed countries ¹³ and sanctioned/restricted lists	100%

¹⁰ - The spike from 2019 to 2020 was due to the introduction of free online training.

¹¹ - The data was calculated based on training completion records and is based on unique individuals. As such, an individual is counted only once regardless of how many courses they took.

The 1 million goal was launched on January 1st, 2022 and is targeted to be completed by December 31, 2026.

¹² - Based on Q4 2021 sales compliance certification.

¹³ - Fortinet products and services are not authorized to be exported to U.S. embargoed countries and Fortinet does not transact business with parties in U.S. embargoed countries.